New! My Pension Online

To access your Payslips and P60's this year, you will need to register on our **New My Pensions Online** system.

The Pension Fund is committed to improving our members experience and during 2021 the fund has been working on a new My Pension Online system. This is an improved system which will provide you with more features and will assist with communication between the fund and our members.

The benefits of the new system include:

A simpler logging in process

If the email address that you use when you register to the new My Pension Online is recorded on our Administration System, you can then activate and log into the new My Pension Online system straight away. You will be able to change your password and re-set your own Security Questions yourself.

Changes to Nomination details will be updated automatically on Pensioner members' records

Bilingual

You can now access a Welsh or English website depending on your preference.

Contact Us

There are more ways in which you can contact the fund, through the Contact Us form.

Monthly payslips (For our pensioners)

You can view and print your monthly payslips

Historic Payslips & P60s (For our pensioners)

All previous payslips and P60s will be available to view and print in the new My Pension Online system (For our Pensioners)

Bank Details (For our pensioners)

You can request a change of bank details

View you pension account online and run your own retirement estimates

NB The online payslips will normally be available before payday but the date the payment reaches your bank account will always be the last working day of the month.

How to Register for the new My Pension Online System

Visit our website www.gwentpensionfund.co.uk and click on the My Pension Online link at the top of the screen. There are three simple steps to sign up to My Pension Online.

Step 1

Click on **Register for My Pension**

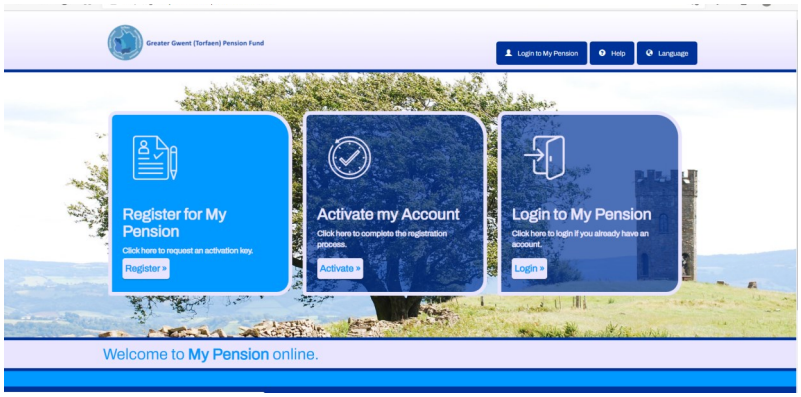

Step 2

Click on **Sign up for My Pension**

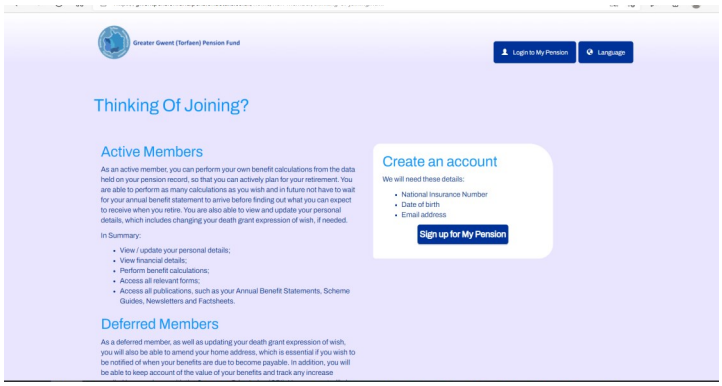

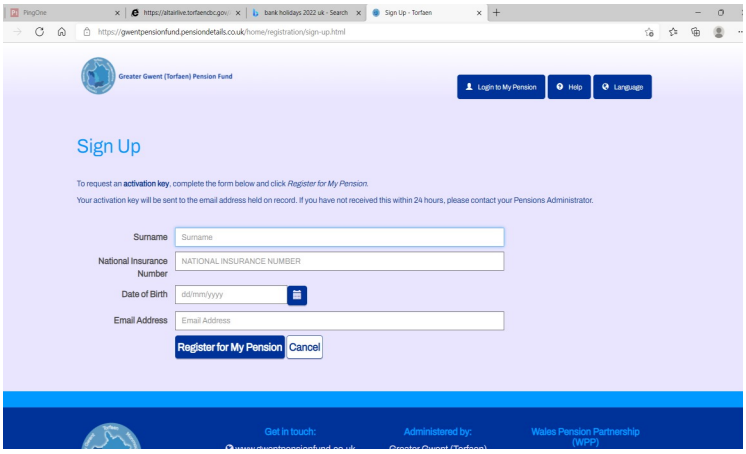

Step 3

Type in your **Surname, National Insurance Number, Date of Birth** and **Email Address** and click on **Register for My Pension**

My Pension Online - What happens next.....

- If the email address we have on our records is exactly the same as the one you used to register then you will receive an email from us with a link that you click on to complete your registration. **NB Please check your junk folder in case the email is sent there**.
- If we do not hold an email address on our records for you or you used a different email address to register to the one we have on our records, we will send you an activation key to complete the registration. This will be sent in the post and you should receive it within 3 - 5 days. Choose 'Activate my Account' once you have received it.
- The last step is to think of a Username and password and the answers to 2 security questions and you have finished registering. Now you are ready to 'Login to My Pension'

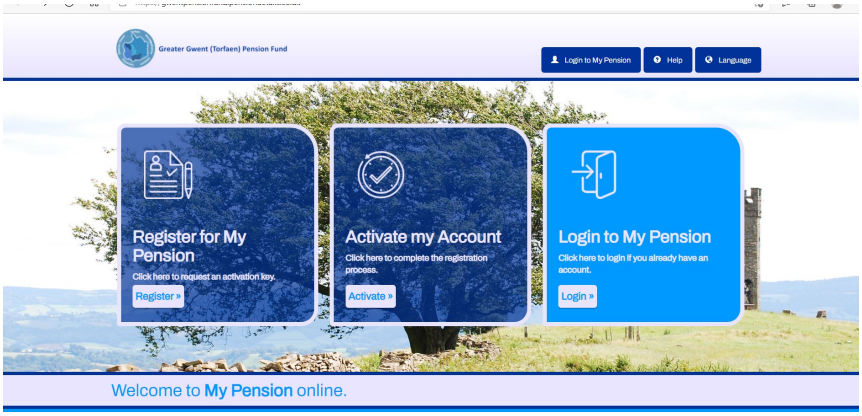
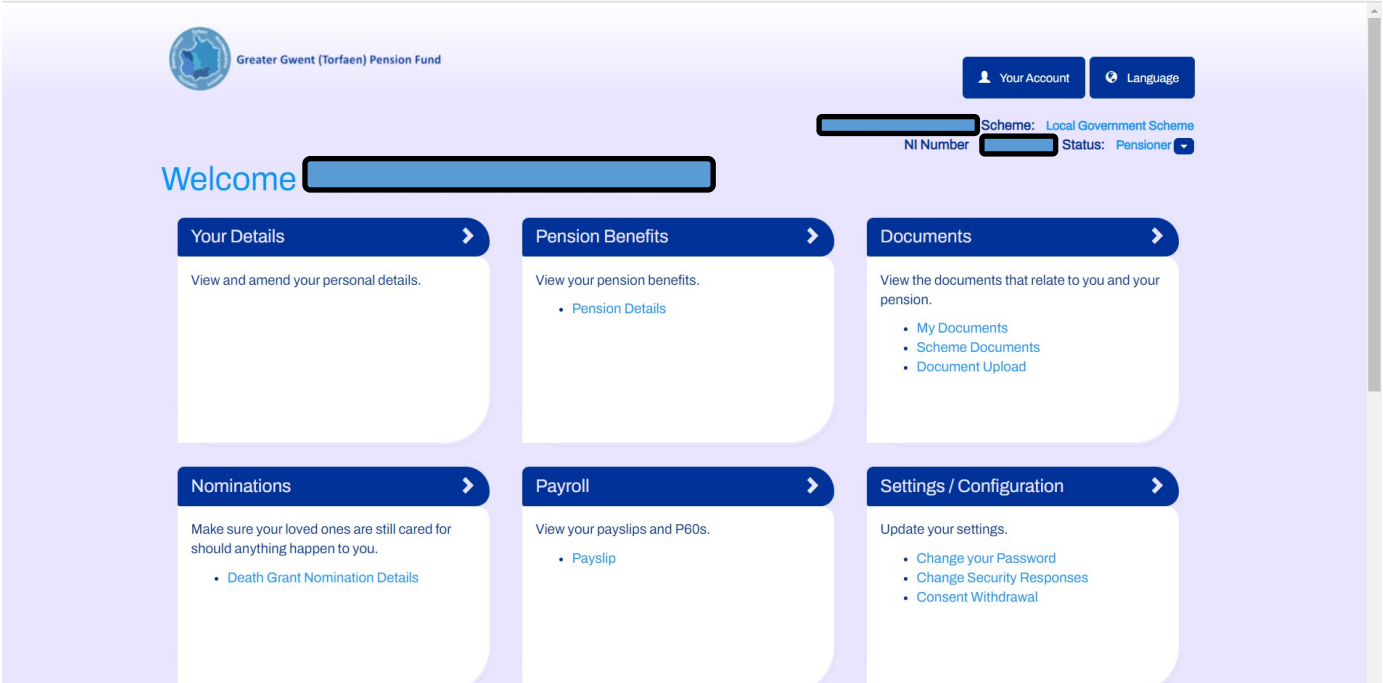
Take a look at your new My Pension Online and all its new options……